


# MYOUNG LASER

Product Catalog

---





# WELCOME TO MYOUNG LASER PRODUCT CATALOG

Budget Series ..... 02 | MIX Series ..... 08

Dura Series ..... 05 | Large Size Laser Bed ..... 11

## Who Is Myoung Laser ?

Myoung laser concentrate on produce laser equipment for the mid-to-high-end market, is a professional manufacturer integrating R&D, manufacturing, sales and service. We are keenly aware of market trends, keep highly sensitive to the needs of customers and the market, onstantly innovate new products, enrich product supply, help our agents to get better development and improve their product competitiveness.

## What We Can Provide ?

"To achieve the ultimate in details and bring customers a better user experience" is the philosophy our company has always insist. On the premise of customer demand, we provide high-quality machines that are safe, reliable and easy to operate, with the cooperation of various departments, strictly screen the machine parts, strictly control each production steps, and 100% test the machine performance before ship out, to let the customer as happy to receive a satisfactory machine as opening a present.



# Features

---

Create Valuable  
Machines

- Industrial Equipment Standard Production Machine Cover, Strong And Durable
- Self-cleaning Guide Rail, Easy Maintenance, High Precision, Quiet And Smooth Running
- Smart Protection Device Makes Operation And Machine Run In More Safer
- Compatible Lightburn Software For Easy Operation
- Select The Most Suitable Configuration To Max. Machine Performance

# BUDGET SERIES

Small But Excellent

The Best Choice  
To Enhance  
Your  
Laser Engraving



## Budget 5

Working Area:  
500\*300\*150mm  
Machine Size:  
1000 \* 680 \* 430 mm  
Net Weight:  
120kgs  
Laser Power:  
40-60W

## Budget 6

Working Area:  
600\*400\*150mm  
Machine Size:  
1100 \* 780 \* 430 mm  
Net Weight:  
140kgs  
Laser Power:  
40-60W

## Budget 7

Working Area:  
700\*500\*150mm  
Machine Size:  
1200 \* 880 \* 530 mm  
Net Weight:  
160kgs  
Laser Power:  
40-80W



# Bring Your Imaginations Into Life



Within our Budget system we provide 500x300mm, 600x400mm, 700x500mm work-space and comes a standard motorized table or a rotation device.

The machine adopts all built-in design with integrated water cooling system, exhaust blowing system and air assist device so that you can easy install it at anywhere and start the machine quickly when you receive the machine.

The high-speed and low-inertia motor run for 1900mm/s speed, makes cutting and engraving faster than ever, and at the same time ensure the accuracy.

The red light device help you to adjust the light path more easily. With 120mm height motorized table and rotary device can help you to engrave irregular cylindrical objects, to let your job achieve more possibilities.

Small but refined, the Budget series comes the best choice for improving the engraving precision, and the perfect solution for creative job.



# BUDGET SERIES

## Technical Information

Model	Budget 5	Budget 6	Budget 7
Work Space	500x300mm	600x400mm	700x500mm
Laser Power	40W-60W	40W-60W	40W-80W
Machine Weight	120kg	140kg	160kg
Machine Size	1000x680x430mm	1100x780x430mm	1200x880x530mm
Z-axis Travel		150mm	
Repeat Precision		±0.1mm	
Positioning Precision		<0.1mm	
Cooling		Built-in Water Pump	
Air Supply		Built-in Air Pump	
Exhaust Blower		Built-in Blower	
Optional	Rotary Device, Fume Extractor, Honeycomb Table		



# DURA SERIES

Quality Transmission System  
And Control System Equipped  
To Make Every Quick Cut  
Smooth And Precise

## 01 Dura 9

Work Space: 900\*600mm

Machine Size: 1480\*1190\*1060mm

Power: 80-150W

## 02 Dura 13

Work Space: 1300\*900mm

Machine Size: 1880\*1490\*1060mm

Power: 80-150W

## 03 Dura 16

Work Space: 1600\*1000mm

Machine Size: 2180\*1580\*1060mm

Power: 80-150W

# Configuration


Here it comes, with latest design and technology the 3rd generation Dura series is ready to bring our customers the best performance and the good value, its a machine that you will love it at anytime. Dura series is equipped with dependable sealed co2 laser which offers a reliable source of 80W, 100W, 150W power for mass production requirements.

Its equipped with linear module guide rails, the maximum acceleration is up to 4G, we are ensure provide the faster speed and meanwhile the machine provide a high repeatability and high parallel positioning accuracy with the error is  $\pm 0.02\text{mm}$ . Owned cleaning ability in the guide rail reduces the trouble of cleaning which caused by dust and smoke during machine running. The humanized design of guide rail let the machine run in very quite so that can protect operator from noise interference.


Dura use the hybrid servo motor with latest motor-specific DSP chip and closed-loop control technology, which can significantly improve high-speed performance , acceleration and deceleration performance, effectively reduce motor heat and reduce motor vibration, so that your every cutting can be perfect.

The body is 30% heavier than other suppliers, making every quick cut smooth and precise, and making the machine stronger and more upscale. Safety is our top priority, Dura's machine adopts a series of safety devices, water cooling protection, laser tube protection device and european standard class1 safety device (optional).

We know what we're talking about, and we know the market's needs and machine possibilities very well. You can see this from the information we send you.



Straight-through Doors,  
No Limited In Y Axis



Ultra Fast Speed And High Precision  
Guide Rail, Self-cleaning Function



Light Weight Laser Head  
For Fast Speed



Closed-loop Control  
Transmission System



Friendly Operating System  
Compatible With Lightburn Software



Japan Shinano Motor



# DURA SERIES

## Technical Information

Model	Dura 9	Dura 13	Dura 16
Work Space	900x600mm	1300x900mm	1600x1000mm
Laser Power	80W-150W	80W-150W	80W-150W
Machine Size	1480x1180x1060mm	1880x1580x1060mm	2180x1580x1060mm
Machine Weight	350kg	420kg	500kg
Max.running Speed		1200mm/s	
Max.acceleration		4G	
Laser Source		Sealed Co2 Laser	
Max Workplace Width		No Limited	
Driving Motor	Leadshine Hybrid Closed-loop Servo Motor Or Japan Shinano Stepper Motor		
Cooling	External Water Chiller Required		
Air Supply	External Air Supply Required		
Exhaust Blower	External Exhaust Blower Required		
Operation Voltage	220V-240V, 50HZ/60HZ		
Optional	Fume Extractor, Honeycomb Table		



# POWERFUL CO2 LASER MACHINE

## HIGHER PRECISE CUTS

Specially Designed For Cutting Materials For The Advertising Industry Such As Advertising Signs, LGP, Led Luminous Letters And Acrylic Products.

---

## MIX 13

Work Space: 1300x1000mm

Dimension: 2100\*2300\*1200mm

Laser Power: 150W/280W/300W

## Features

MIX Series Powerful Upgraded Version

Equip With TBI Ball Screw And PMI Guide Rail

Japan Servo Motor Applied In X/Y Axis

Built-in Auto-focus Cutting Head


# Make High-precision Cutting A Routine

MIX13 is a series of co2 laser equipment that provide higher precise cuts for advertising industry, that's product that belongs to us in the continuous innovation、research and development, MIX is the best finished device!

The application of the precision transmission components of Japan servo motor and TBI ball screw & PMI guide rail, guarantee the 0.1mm cutting accuracy and process acrylic up to 40mm.

The sheet metal is designed to ergonomic standards. The 8mm fully enclosed acrylic lid meets the CE standard and be able to absorb most of the extra laser light sources to avoid laser damage to the human body.

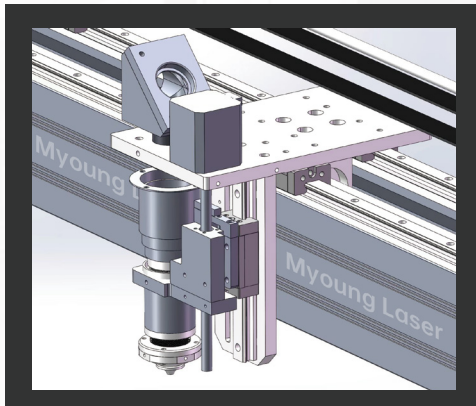
The multi-industry and multi-material depth allows the MIX series bring you more infinite possibilities and potential driving forces, creating more innovation and more quality work , brilliant! Buy it, why not?



TBI Ball Screw And PMI Guide Rail Transmission Structure



Japanese Servo Motors With High Precision And Fast Response Time



Built-in Auto-focus Cutting Head



CCD Visual Cutting System

## Applications



# MIX SERIES

## Technical Information

Model	MIX 13
Work Space	1300x1000mm
Laser Power	150W /280W/300W
Machine Size	2100*2300*1200mm
Empty Running Speed	0-500mm/s
Machine Working Speed	0-500mm/s
Repeat Positioning Accuracy	0.1mm
Control System	RDC6445G
XYZ Transmission Mode	Ball Screw
Driver	Japan Yaskawa/Taiwan Delta
Ball Screw	TBI
Guide Rail	HIWIN
Water Chiller	CW6000/CW5000
Gross Weight	500kg
Exhaust Blower	750W
Equipment Working Environment	Clean And Free Of Dust



## LARGE SIZE LASER BED

High Precision Laser Cutting Bed  
With Dual Rack  
And Pinion For Non-metal Material

### 01 M1325

Work Space: 1300\*2500mm

Machine Size: 3941\*2082\*1200mm

Power: 150-300W

### 02 M1530

Work Space: 1525\*3040mm

Machine Size: 4541\*2382\*1200mm

Power: 150-300W

# Main Features

The best seller for advertising industry for cutting acrylic and wood, the most-reputed dual rack and servo motor large size laser bed in china.

## Intelligent Dual-drive Transmission System, Running Fast That Ever.


Adopted the AC synchronous servo motor driving system plus the unique dual rack&pinion transmission system with a 0-level speed reduce. Effectively ensure the higher speed of 1000mm/s and high reliability of the machine performance.

## High Temperature Heat Treatment Bed, Stable And Durable.

The over machine bed processed by a 12 meters CNC machining center and 600°C high temperature heat treatment. Ensure the machine bed with good rigidity and high precision.

## Patented Follow-up Dust Removal And Smoke Exhaust System.


With unique follow up blowing system from gantry and zoned suction system on the machine bed, it form a concentrated upper and lower pressure to exhaust air and absorb the dust for the cutting area. 95% of dust and smoke can be absorb to keep a clean environment.



Industry Standard Production Machine, net Weight 700kg



Dual Drive&rack Opinion Structure With Servo Motor And Speed Reducer




Alumnum Casting Ball Screw Tranmission Gantry



Water Cooling Reflective Fixed Light Path



The Auto-focusing Cutting Head Eliminates The Need For Manual Focusing, Making Cutting Easier. (Optional)



Partitioned Smoke Exhaust System Concentrated Wind To Suck The Smoke And Dust In The Working Area.

# LASER BED SERIES

## Technical Information

Model	M1325	M1530
Max Working Area	1300x2500mm	1525x3040mm
Laser Power	150W Single Tube, 280W Folding Tube, 300W/400W Combined Beam Tube	
Cutting Thickness(150W)	20mm Acrylic, 15mm Board/deck, 10mm MDF	
Cutting Thickness(300W)	40mm Acrylic, 20mm Board/deck, 15mm MDF	
Power Supply	220V,50HZ/60HZ	
Weight	1100kg	1300kg
Machine Size	3941x2082x1200mm	4541x2382x1200mm
Machine Tool	Industrial Machine Tools, High Temperature Annealing, Five-axis Gantry Milling Finishing	
Transmission System	Y Axis: Dual Drive Rack + Servo Motor + Reducer + High Precision Linear Guide. X Axis: Ball Screw + Aluminium Gantry	
Servo System	XY Yakotec Control Motor & Drive Or Japan Yaskawa Motor & Drive (Optional)	
Optical Path	Five Reflective Lens Composed Of Constant Light Path	
Cutting Head	Automatic Fixed Height Cutting Head/follow The Focus (Optional)	
Cooling System	Industrial Chiller 150W: CW5000; 280W & 300W: CW6000 Dual Temperature Control	
Blowing System	Follow Up Blowing System & Zoned Suction System	



🌐 Website:

[www.myounglaser.com](http://www.myounglaser.com)

☎ TEL:

0086-188 2595 7816

✉ Email:

[info@myounglaser.com](mailto:info@myounglaser.com)

📍 Address:

1003 Block 3, Jiabang International Financial Center, Shilong South Road  
Nanhai District, Foshan City, China